

Johnny Placement (Paid & Unpaid)

Case Study Details and Beginning Information:

This student is a student that is interested in veterinary medicine, but also in ag mechanic's student that has experience in this area. The student makes a contact with a local veterinarian and lands a job working for the veterinarian in small animal care and helping maintain equipment and rebuild some of the facilities. One aspect of the student's job is a desire to go on large animal calls and learn more about large animal care...so he ends up with an unpaid project.

Step 1: Choose SAE and Plan...

- a. Choose  AET Experience Manager to develop the following SAE projects

His interview results in the following:

Name: *Keep em Kicking Vet Clinic*

Level: Independent


SAE Type: *Paid Placement*

Initial Area: *Animal Systems*

Sub-Area: *Veterinarian*

Click "Multiple Categories"

- o Area a - "*Animal Care*" in *Animal Systems*
- o Area b - "*Vet Equipment Maintenance*" in *Power Systems / Repairs*

Additional project. Develop the Unpaid AET Experience (SAE) .

Name: *Keep em Kicking Vet Clinic (Unpaid)*

Level: Independent

SAE Type: *Unpaid Placement*

Initial Area: *Animal Systems / Veterinarian*



This creates 3 projects that are all related to one job, but better track the experience.

2. Develop an SAE Plan for each AET experience, which, in this scenario, are two paid and one unpaid placement project for a total of three plans.

- Use prompts...notice different areas
- Enter skills (choose three)

Step 2: Enter Financial Information in the FINANCES section:

Information related to this section is the student a summary of paid work experience and dividing their work for each paycheck into the major areas they established in the SAE setup. The division of work depends on the time of the year and roles.

1. Record Paychecks in Finances  for the paid projects .

Johnny Placement (Paid & Unpaid)

| Date | Total | Tax Ded. | Exp. | Hr. | SAE & % | Memo |
|---------|-------|----------|------|-----|------------------|---|
| 1/15/20 | \$500 | \$0 | \$0 | 62 | Animal Care 100% | Care of animals and assisting in operations and other activities |
| 3/15/20 | \$480 | \$0 | \$50 | 60 | Vet Eq. 70% | Completing new animal handling facilities and hydraulics |
| | | | | | Animal Care 30% | Care of animals in new small animal shelter |
| 1/15/21 | \$600 | \$50 | \$0 | 40 | 100% animal care | Care of animals and weekend work to walk animals and related activities |

Enter "Time" invested in the record book SAEs and other activities:

1. Record the unpaid records in the placement experience. The records for this experience are journals and select an AET Experience type.

| Date | Activity | SAE | Description | Hr. |
|---------|-----------------|--------------------------|--|-----|
| 2/1/20 | Choose Category | Keep Em Kicking (Unpaid) | Several weekends... | 15 |
| 6/15/20 | Choose category | Keep Em Kicking (Unpaid) | I assisted with more vet services such as colic, AI and other services from... | 25 |

Enter "photos" in the record book SAEs and other activities:

- Capture photos or other files that support the project.

Step 3: Annual Review SAE project in "Develop your AET Experience"

- a. Annual Review, which is a summary of skills learned and responsibilities for each year:

| | |
|--------------|--|
| Each year... | In this project, (1) I began with..... (2) skills gained include..... (3) outcomes |
|--------------|--|

- b. Learning result...edit and create one for each planned learning area'

- e. Select...KEEP ACTIVE>> Placements are ongoing as long as the student has the job and the role does not change.